



1. I have been told about the study and I know why it is being done and what to do. I know that I do not have to do it if I do not want to. If I have questions I can ask my teacher. I know that I can stop at any time.		
	Response Percent	Response Count
I understand and will begin the survey. <div></div>	100.0%	72
I would rather not do it.	0.0%	0
	answered question	72
	skipped question	0







2. Where do you go to school?

	Response Percent	Response Count
IS 53	0.0%	0
IS 109	0.0%	0
IS 137	0.0%	0
IS 192	0.0%	0
IS 210	0.0%	0
IS 226	100.0%	72
IS 238	0.0%	0
MS 202	0.0%	0
PS 42	0.0%	0
PS 197	0.0%	0
PS 223	0.0%	0
PS/IS 116	0.0%	0
PS/IS 225	0.0%	0
Al-Ihsan Academy	0.0%	0
August Martin HS	0.0%	0
Beach Channel HS	0.0%	0
Business Computer Application HS	0.0%	0
Christ Lutheran School	0.0%	0
Devine Mercy Catholic Academy Elementary and Middle School	0.0%	0
Far Rockaway HS	0.0%	0
Grace Lutheran Day School	0.0%	0
John Adams HS	0.0%	0
Richmond Hill HS	0.0%	0
St. Francis De Sales School	0.0%	0

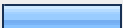


St. Joachim and Anne	0.0%	0
St. Joseph's Parish Day	0.0%	0
St. Rose of Lima School	0.0%	0
Other	0.0%	0
other school (please specify)		1
answered question		72
skipped question		0

3. What grade are you in?		
	Response Percent	Response Count
6th 	86.1%	62
7th	0.0%	0
8th 	13.9%	10
9th	0.0%	0
10th	0.0%	0
11th	0.0%	0
12th	0.0%	0
answered question		72
skipped question		0




4. How often do you use your computer at home for homework?

	Response Percent	Response Count
I don't have a computer at home 	2.9%	2
I don't use my home computer for homework 	7.4%	5
A few times a year 	5.9%	4
About once a month 	8.8%	6
About once a week 	23.5%	16
Almost every night 	51.5%	35
<i>answered question</i>		68
<i>skipped question</i>		4





5. Compared to last year, this year my teachers are using computers...

	Response Percent	Response Count
less 	17.4%	12
about the same amount 	14.5%	10
more 	68.1%	47
<i>answered question</i>		69
<i>skipped question</i>		3


6. Compared to last year, this year students in my grade are using computers...

	Response Percent	Response Count
less 	14.5%	10
about the same amount 	18.8%	13
more 	66.7%	46
answered question		69
skipped question		3


7. During this school year, how much time per week did you spend using computers in your class(es)?

	Response Percent	Response Count
Not at all 	4.3%	3
Less than one period per week	0.0%	0
1 or 2 periods (or a double period) per week 	30.4%	21
3 to 4 periods per week 	21.7%	15
More than 4 periods per week 	43.5%	30
answered question		69
skipped question		3






8. During this school year, I typed up reports and assignments.

	Response Percent	Response Count
Never 	9.8%	6
A few times a year	24.6%	15
About once a month	39.3%	24
About once a week	9.8%	6
Almost every day	16.4%	10
<i>answered question</i>		61
<i>skipped question</i>		11


9. During this school year, I made spreadsheets and graphs.

	Response Percent	Response Count
Never 	37.7%	23
A few times a year	32.8%	20
About once a month	18.0%	11
About once a week	6.6%	4
Almost every day	4.9%	3
<i>answered question</i>		61
<i>skipped question</i>		11






10. During this school year, I used blogs to communicate with other students and teachers

	Response Percent	Response Count
Never 	41.0%	25
A few times a year 	29.5%	18
About once a month 	11.5%	7
About once a week 	6.6%	4
Almost every day 	11.5%	7
<i>answered question</i>		61
<i>skipped question</i>		11






11. During this school year, I did research on the Internet for a report or assignment.

	Response Percent	Response Count
Never	0.0%	0
A few times a year 	24.6%	15
About once a month 	36.1%	22
About once a week 	24.6%	15
Almost every day 	14.8%	9
<i>answered question</i>		61
<i>skipped question</i>		11






12. During this school year, I made a PowerPoint presentation.

	Response Percent	Response Count
Never 	16.4%	10
A few times a year 	59.0%	36
About once a month 	8.2%	5
About once a week 	8.2%	5
Almost every day 	8.2%	5
answered question		61
skipped question		11






13. During this school year, I used the computer to make a graphic novel.

	Response Percent	Response Count
Never 	73.8%	45
A few times a year 	14.8%	9
About once a month 	8.2%	5
About once a week 	1.6%	1
Almost every day 	1.6%	1
answered question		61
skipped question		11






14. During this school year, I took a test on the computer.

		Response Percent	Response Count
Never		29.5%	18
A few times a year		52.5%	32
About once a month		8.2%	5
About once a week		3.3%	2
Almost every day		6.6%	4
answered question			61
skipped question			11






15. During this school year, I used a computer program to improve my study skills or learning skills.

		Response Percent	Response Count
Never		19.7%	12
A few times a year		24.6%	15
About once a month		13.1%	8
About once a week		24.6%	15
Almost every day		18.0%	11
answered question			61
skipped question			11

16. During this school year, I made or listened to a podcast.

		Response Percent	Response Count
Never		72.1%	44
A few times a year		18.0%	11
About once a month		1.6%	1
About once a week		1.6%	1
Almost every day		6.6%	4
answered question			61
skipped question			11

17. During this school year, I made or edited a webpage or worked in a web environment, like a wikispace.

		Response Percent	Response Count
Never		31.1%	19
A few times a year		42.6%	26
About once a month		9.8%	6
About once a week		4.9%	3
Almost every day		11.5%	7
answered question			61
skipped question			11






18. This school year, I collected data using equipment that go with the computer, like probes or PDAs.

	Response Percent	Response Count
Never	68.9%	42
A few times a year	14.8%	9
About once a month	8.2%	5
About once a week	6.6%	4
Almost every day	1.6%	1
answered question		61
skipped question		11











19. This school year, I made or edited a video or movie.

	Response Percent	Response Count
Never	36.1%	22
A few times a year	44.3%	27
About once a month	9.8%	6
About once a week	0.0%	0
Almost every day	9.8%	6
answered question		61
skipped question		11

20. During the past school year, I created or contributed to a web-based map or timeline.

		Response Percent	Response Count
Never		49.2%	30
A few times a year		29.5%	18
About once a month		14.8%	9
About once a week		1.6%	1
Almost every day		4.9%	3
		<i>answered question</i>	61
		<i>skipped question</i>	11

21. In which classes do you use technology. (Check all that apply)

	Response Percent	Response Count
Math 	29.5%	18
Sciences 	27.9%	17
English Language Arts 	95.1%	58
Social Studies 	88.5%	54
Art 	8.2%	5
Music 	6.6%	4
Physical Education/Gym 	1.6%	1
ESL or ELL 	3.3%	2
Computer Class 	31.1%	19
Multi-Media 	3.3%	2
None of the Above	0.0%	0
Other (please specify)		0
<i>answered question</i>		61
<i>skipped question</i>		11

22. How well do you know how to use the following equipment, applications or web sites?

	I never tried	I know the basics	I'm pretty good	I'm an expert	Response Count
Digital camera or video	7.9% (5)	23.8% (15)	46.0% (29)	22.2% (14)	63
Audacity or GarageBand	60.3% (38)	30.2% (19)	4.8% (3)	4.8% (3)	63
iMovie or Movie Maker	20.6% (13)	27.0% (17)	31.7% (20)	20.6% (13)	63
Wikispaces	55.6% (35)	20.6% (13)	15.9% (10)	7.9% (5)	63
Teacher/Class Blogs	39.7% (25)	25.4% (16)	20.6% (13)	14.3% (9)	63
Comic Life	55.6% (35)	22.2% (14)	9.5% (6)	12.7% (8)	63
answered question					63
skipped question					9

23. How much do you agree with these statements?

	Strongly Disagree	Disagree	Agree	Strongly Agree	Rating Average	Response Count
I am able to learn more when I use computers in my school.	1.7% (1)	10.0% (6)	46.7% (28)	41.7% (25)	3.28	60
I work harder on my assignments when I am using a computer.	0.0% (0)	15.0% (9)	51.7% (31)	33.3% (20)	3.18	60
I would be a better student if I got to use technology more in school.	0.0% (0)	16.7% (10)	43.3% (26)	40.0% (24)	3.23	60
Teachers in this school know a lot about how to use computers to help students learn more.	5.0% (3)	25.0% (15)	50.0% (30)	20.0% (12)	2.85	60
There are enough computers in my school for students to use for their schoolwork.	18.6% (11)	47.5% (28)	28.8% (17)	5.1% (3)	2.20	59
I am using computers in my class (es) in ways that other students in this school are not.	3.4% (2)	11.9% (7)	52.5% (31)	32.2% (19)	3.14	59
I have shown other students how to do things with computers.	6.7% (4)	15.0% (9)	50.0% (30)	28.3% (17)	3.00	60
I have shown a teacher how to do things with computers.	16.7% (10)	28.3% (17)	40.0% (24)	15.0% (9)	2.53	60
I use computers more in my class (es) than other students in this school	5.1% (3)	18.6% (11)	45.8% (27)	30.5% (18)	3.02	59
<i>answered question</i>						60
<i>skipped question</i>						12